

Instructions to applicants

- Please see the **Advertisement for Student Enrolment 2022** before you apply for Degree programs.
- You can apply online from the Ocean University website via the following link www.ocu.ac.lk.
- Please keep a printed copy of the downloaded duly filled application with you.
- Be sure to upload a copy of the application, a copy of the relevant qualification certificates, receipt of payment of the application processing fee deposit slip and an aptitude test fee of Rs.1500/= (which may be obtained from any People's Bank branch by paying to the credit of the "Vice Chancellor, Ocean University of Sri Lanka, Account Number 214100163629909 at Peoples bank Mutwal branch").
- A candidate can apply for three Degree programs on individual preferences and upload the relevant certificates and payment slip of application fees separately.
- If you have any clarifications contact through whatsapp to the 0711730540 or email to dilantha.perera@ocu.ac.lk
- Application Closing date is 07.10.2022

Application procedure for new applicants,

1. Follow the web link to fill your details and after you complete check twice before press the submit button.
2. You must write down and keep your username and password before leave to the next page.
3. Then the Login page appears for you to login to the applicants account
4. Login to the account using your username & password.
5. Then upload the scanned soft copies of Your Educational documents, NIC copy and application payment slip using the '**Upload My Documents**' link at the left of the page (you need to prepared scanned soft copies of your Educational certificates, Birth certificate, NIC Copy, scanned copy of Application Payment slip etc before this stage).
6. You can edit/change and update the details of your account using the link '**My Details Add/Edit**'
7. Please notice the closing date for applications and make sure to submit your applications before that.
8. Please note that you are requested to keep the printed Application and Payment Receipt along with you as for evidence of required payment (copy of the paying in voucher, if paid to bank) to present in future official purposes.

Step 01: Fill the application form

New Application

Please note that the grade for each O/L or A/L subject (depending on your highest entry qualification) is mandatory. Select 'Pending' as your grade for the subjects if you have not received your results yet. Once you successfully submit the application, you will receive a detail email/sms confirming the successful submission of your application. You will be contacted with further details when your application is being processed.

First Name

Last Name

Name with Initials * eg: H.K.T. Weerasinghe

Title Mr.

NIC Number (or Passport) * eg: 123456789x or 123456789

A

E-Mail Address *

Mobile Number * eg: 0712345678

Address (House No.) eg: 123

Address (Street) eg: Old Fern Road

Address (City) eg: Nuwara-Eliya

Province *

District *

Civil Status *

Sri Lanka Citizenship *

How did you get to know about the programme?

Are you applying from the N/IOS certificate? *

Type of your A/L education *

Whether you have been qualified for University Admission *

B

Create Your User Account

User Name * this will be your user name when you log in to your User Account

Password * this will be your password when you log in to your User Account

Confirm Password *

What is in image?



Make sure this is an email address that you have access to

E-Mail Address *



For the user name you can put as your first name and Initial from the last name

Example: Applicant name – Asanka Perera

User name: AsankaP or AsankaPE

Create Your User Account


User Name * this will be your user name when you log in to your User Account

Password * this will be your password when you log in to your User Account

Confirm Password *

Step 02: Login to your account and Complete the application

<https://emis.ocu.ac.lk/app/applicationlogin.php>

**Ocean University of Sri Lanka**

Process Successful.....
You will be informed of interview details via SMS or/and EMail.....


Acknowledging E-Mail has been sent your email!

Click Here - Login To Your Account

Click Here to Submit another Application

Click here to login to the account

Copyright © 2021 OCUSL | All Rights Reserved |

**Ocean University of Sri Lanka**

➔ Existing Applicant

User Name

Password

Forgot Password?

➔ Sign-In

Copyright © 2021 OCUSL | All Rights Reserved |

My Application Status

- My Application Status
- My Aptitude Test & Interview
- My Aptitude Test & Interview - Rescheduled
- Upload My Payment Slip
- Upload My Documents
- My Details Add/Edit
- My Student Counsellor
- My Login Details
- Logout

1.1	Application was submitted successfully	Edit Application	Yes
1.2	Application is being processed		Yes
1.3	Applicant has successfully registered to enroll for Oceanography (Honours) degree programme		-
1.4	Applicant is called for an Aptitude Test & Interview		-
1.5	Applicant came for Interview		-
1.6	Applicant came for Aptitude Test		-
1.7	Applicant has passed the Aptitude Test & Interview		-
1.8	Applicant is eligible to enroll for the requested degree programme		-
1.9	Applicant has reserved the seat by paying the Reservation Fee / Admission Fee		-
2.0	Applicant is requested to come for the Registration Day		-

Copyright © 2021 OCUSL | All Rights Reserved |

Step 03: Upload the documents to Complete your application

Ocean University of Sri Lanka Welcome,

My Application Status

- My Application Status
- My Aptitude Test & Interview
- My Aptitude Test & Interview - Rescheduled
- Upload My Payment Slip
- Upload My Documents
- My Details Add/Edit
- My Student Counsellor
- My Login Details


Upload My Documents

- 1. Photograph** (JPG/PNG/BMP): Choose File No file chosen
- 2. NIC** (PDF/JPG/PNG/BMP): Choose File No file chosen
- 3. Birth Certificate** (PDF/JPG/PNG/BMP): Choose File No file chosen
- 4. A/L Certificate** (PDF/JPG/PNG/BMP): Choose File No file chosen
- 5. O/L Certificate** (PDF/JPG/PNG/BMP): Choose File No file chosen
- 6. Hostel Accommodation Form** (PDF/JPG/PNG/BMP): Choose File No file chosen
- 7. Other Qualifications** (PDF/JPG/PNG/BMP): Choose File No file chosen
- 8. Application Payment Slip** (PDF/JPG/PNG/BMP): Choose File No file chosen
- 9. NVQ 5 Certificate** (PDF/JPG/PNG/BMP): Choose File No file chosen

Upload

Copyright © 2021 OCUSL | All Rights Reserved |

If you forgot your password

 **Ocean University of Sri Lanka**

Existing Applicant

User Name

Password

[Forgot Password?](#)

[Sign-In](#)

Copyright © 2021 OCUSL | All Rights Reserved |

 **Ocean University of Sri Lanka**

Reset Your Password

Submit the form below with **User Name** to reset your password,
Password reset link will be emailed to you.

User Name

[Submit Request](#)

Type your user name

Click here

Copyright © 2021 OCUSL | All Rights Reserved |